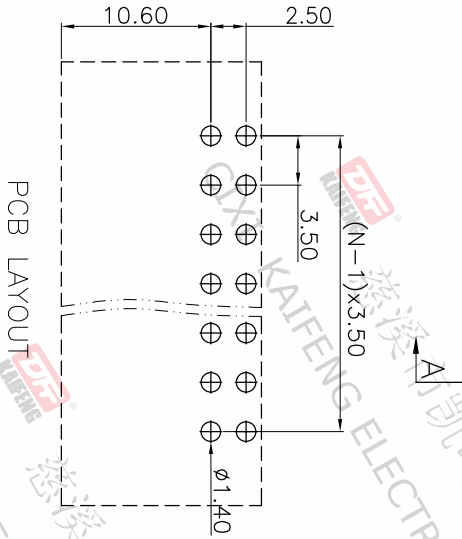
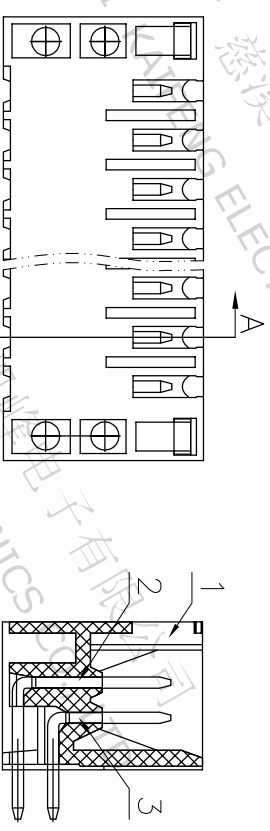
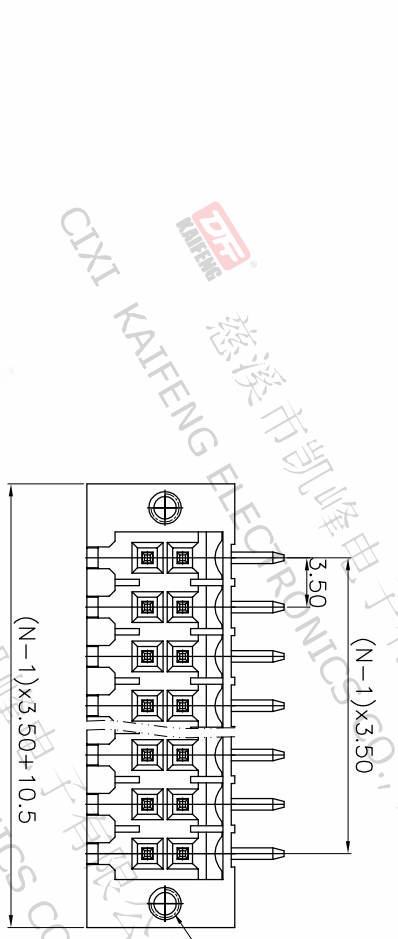


REV.	DESCRIPTION	DATE	DRAFTER	APPROVER
A1	DWG.REL	2020.5.20	ZHANG	JIN



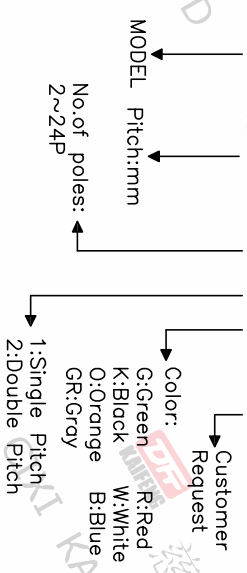
SECTION A-A

PCB LAYOUT

- Material
 - ①Housing : PA66, UL94V-0
 - ②Long Pin: Copper alloy, Tin plated
 - ③Short Pin: Copper alloy, Tin plated
 - ④Nut : M2.0, steel ,Zinc plate
- Electrical

UL	IEC
Rated voltage : 300V	320V
Rated current : 10A	13.4A
Contact resistance : 20mΩ(Max)	
Insulation resistance: 500MΩ/DC500V	
Withstanding Voltage : AC1600V/1min	
- Mechanical
 - Operating temperature: $-40^{\circ}\text{C} \sim +105^{\circ}\text{C}$
 - Soldering temperature: $250^{\circ}\text{C} \pm 5 / 5\text{sec}$
- RoHS compliance

HOW TO ORDER
KF12EDRM-3.5-2*XXP-1 X-XXXXX



Pitch range	Nominal dimension range	PROJECTION	UNIT	TITLE
>0	>30	0.1/10	mm	KF12EDRM-3.5-2*XXP-1X
~6	~60			
~10	~100			
~24	~150			
±0.15	±0.30			
±0.20	±0.30			
±0.30	±0.50			
±0.70	±1.00			
±1.30	±1.30			
	±2*			

DRAWING TYPE	CUSTOMER DRAWING
SCALE	1:1
SHEET	1 OF 1
DRAWING NO.	W10001042

DF 慈溪市凯峰电子有限公司
CIXI KAIFENG ELECTRONICS CO.,LTD