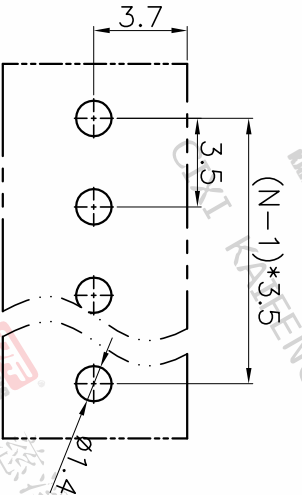
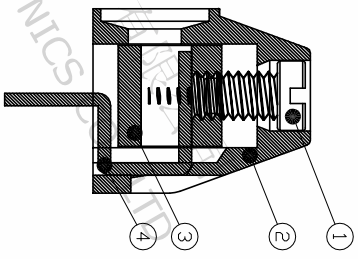
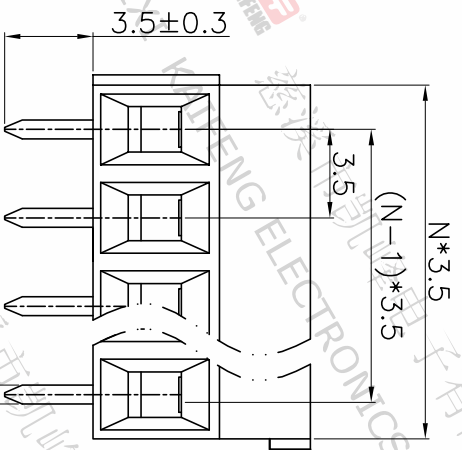
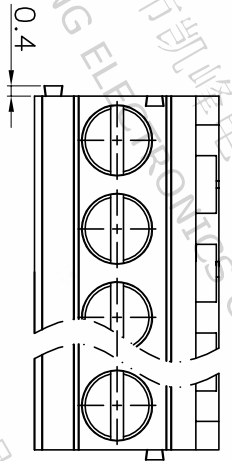


REV.	DESCRIPTION	DATE	DRAFTER	APPROVER
A1	DWG.REL	2020.05.19	DENG	JIN



P.C.B. LAYOUT

Pitch range	Nominal dimension range	PROJECTION
>0	>0	0.1/10
>6	>30	□
~	~	□
10	60	□
24	100	□
	150	□
	>150	□
±0.15	±0.30	±2°
±0.20	±0.30	□
	±0.50	□
	±0.70	□
	±1.00	□
	±1.30	□

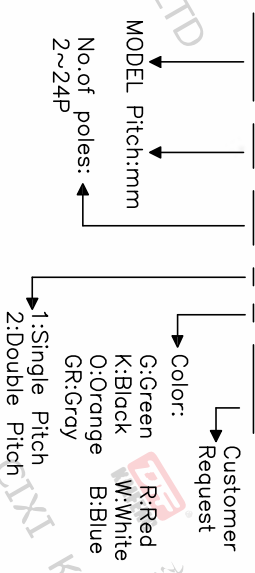
DRAWING TYPE	CUSTOMER DRAWING
SCALE	1:1
SHEET	1 OF 1
DRAWING NO.	W15000382

PROJECTION	UNIT	TITLE
□	mm	KF124-3.5-XXP-1X
□	A4	SHEET SIZE
□	A4	SERIES
□	KF124	

- Material
 - ①Screws : M2.0 steel, Zinc plated,
 - ②*_**slot type
 - ③Housing : PA66, UL94V-0
 - ④Clamp : Copper alloy, Ni plated
 - ⑤Pin header : Copper alloy, Tin plated
- Electrical
 - UL IEC
 - Rated voltage : 150V 130V
 - Rated current : 10A 10A
 - Contact resistance : 20mΩ(Max)
 - Insulation resistance : 500MΩ/DC500V
 - Withstanding Voltage : AC1500V/1min
 - Wire range : 24-16AWG 1.5mm²
- Mechanical
 - Operating temperature: -40°C~+105°C
 - Soldering temperature: 250°C±5/5sec
 - Torque: 0.2N.m (1.77Lb.in)
 - Strip length: 5-6mm
- RoHS compliance

HOW TO ORDER

KF124-3.5-XXP-1 X-XXXXX



DF 慈溪市凯峰电子有限公司
CIXI KAIFENG ELECTRONICS CO.,LTD