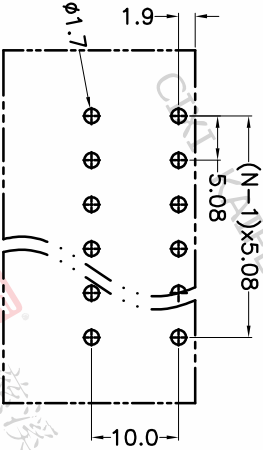
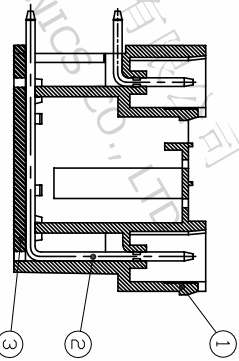
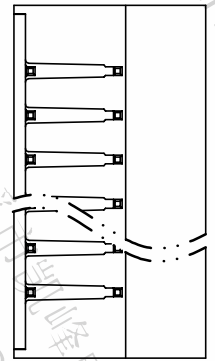
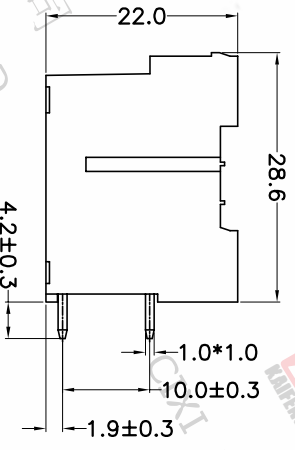
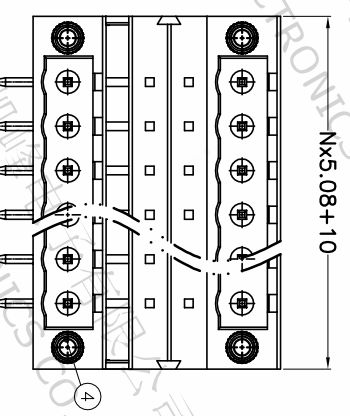


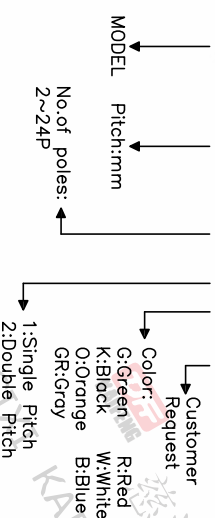
REV.	DESCRIPTION	DATE	DRAFTER	APPROVER
A1	DWG.REL	2020.5.20	ZHANG	JIN



P.C.B. LAYOUT

- Material  
 ØHousing : PA66, UL94V-0  
 ØPin header : Copper alloy, Tin plated  
 ØCover : PA66, UL94V-0  
 ØNut : M2.5, Copper alloy
- Electrical UL IEC  
 Rated voltage : 300V 320V  
 Rated current : 15A 20A  
 Contact resistance : 20mΩ(Max)  
 Insulation resistance: 500MΩ/DC500V  
 Withstanding Voltage : AC2000V/1min
- Mechanical  
 Operating temperature: -40°C ~ +105°C  
 Soldering temperature: 250°C ± 5 / 5sec
- RoHS compliance

HOW TO ORDER  
 KF1026RM-5.08-2\*XXP-1 X-XXXXX



Pitch range	Nominal dimension range	PROJECTION	UNIT
>0	>30	□	mm
~6	~60	□	mm
~10	~100	□	mm
~24	~150	□	mm
±0.15	±0.30	□	±2°
±0.20	±0.30	□	±2°
±0.30	±0.50	□	±2°
±0.70	±1.00	□	±2°
±1.30	±1.30	□	±2°

DRAWING TYPE	CUSTOMER DRAWING	SHEET	1 OF 1
SCALE	1:1	SHEET	1 OF 1
DRAWING NO.	W10001792	SHEET SIZE	A4
TITLE	KF1026RM-5.08-2*XXP-1X		
SERIES	KF1026RM		

**DFE** 慈溪市凯峰电子有限公司  
 CIXI KAIFENG ELECTRONICS CO.,LTD

